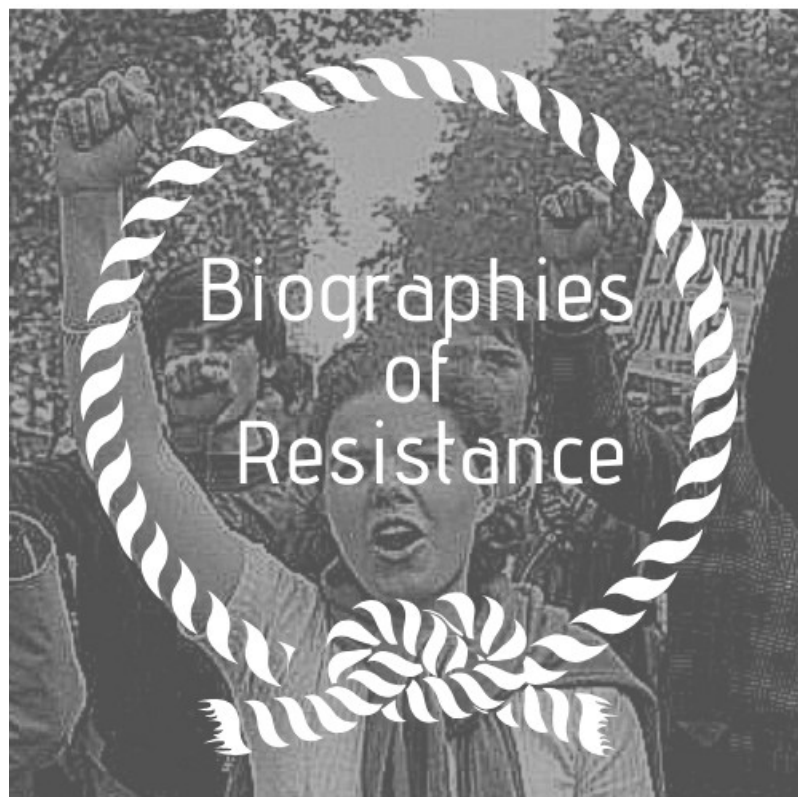




SUMMER SCHOOL

Biographies of resistance: meeting with the history of marginalized groups, between oppression and fight for human rights



Zagreb, Croatia | 20 – 06 / 01 – 07 – 2020

PROJECT DESCRIPTION

The project aims to focus on the topic of underrepresentation of marginalized groups (women, religious and national minorities, LGBTQ+, refugees, and migrants) in formal education, historical narratives, and public space. The marginalization and underrepresentation of these groups in the European culture of remembrance suggest that they aren't relevant and don't deserve to be included in the narrations about our common past.

In this Summer School, we want to oppose this interpretation and consider the important role they have covered in 20th-century history.

We will tackle the following questions:

- Why marginalized groups have been (and still are) excluded from historical narratives?
- Why are they always presented as passive subjects of history and not as actors?
- Why their names are missing from the main streets and squares in our cities and countries?

Until today, history has been written mostly by western privileged classes that ignored the perspectives of marginalized groups, making them invisible. In our contemporary society that is becoming more multicultural and diverse, we believe that it is needed to offer a different model of interpretation of contemporary history to include also categories that have been mostly ignored by historiography and formal education.

Through workshops, games and art, we will discover together these different perspectives on remembering.

PARTNERS

1	Croatia	Documenta -Center for Dealing with the Past
2	Czech Republic	EYCB – European Youth Centre Breclav
3	Greece	USB – United Societies of Balkans
4	Italy	TDM 2000
5	Serbia	Omladinska Zona
6	Spain	Las Niñas del Tul

COSTS

Traveling to Zagreb and back, accommodation, 3 meals a day and all program activities during the Summer School are fully covered by the organizers.

Travel costs

We will reimburse the travel costs based on the cheapest and closest to the venue possibilities (second class railway tickets, bus tickets, low-cost flights), accompanied by the receipt of complete and original tickets, invoices, bills, receipts, or boarding cards.

Before buying the tickets, please consult with the project's team and check the traveling route with them.

Here you find the maximum contribution for travel costs for one person per country from hometown to Zagreb and back:

Country	Partner organization	Number of participants	Maximum contribution per person in Euro
Czech Republic	EYCB – European Youth Centre Breclav	5	180
Greece	USB – United Societies of Balkans	5	275
Italy	TDM 2000	5	275
Serbia	Omladinska Zona	5	180
Spain	Las Niñas del Tul	5	275

Documenta will reimburse the tickets to the participants **after the summer school**¹.

Check list for travel reimbursement:

1. Regular air tickets must be accompanied

- by the **original invoice** (signed and stamped)/receipt/pay order/proof of payment
- the **boarding pass** (the small ticket stub you receive before boarding the plane)
- the **prices** stated in the invoices, receipts etc. must **coincide** with the price on the ticket

2. Electronic air tickets must be

- **printed out** and include your **name, the exact fare you paid, details of your flight on the same page**
- provided along with **the credit card receipt for the payment or a copy of your bank statement** (clearly showing the payment has been made)
- given in with the **boarding pass** (the small ticket stub you receive before boarding the plane)

¹ If you are facing financial difficulties and can't buy the tickets in advance please contact us

NOTE: Some airlines print “passenger receipt” at the top of the cardboard ticket. It is not accepted as a receipt of proof of payment. Therefore, if you book your tickets online, please, make sure to print out the e-mail you receive from the airline company upon the payment, stating how much and how you paid.

3. Train/Bus tickets

- It is important that that **arrival and departure time** as well as **the price** are visible (+ invoices if available)

Other important details:

- Missing or lost tickets are not reimbursed
- Booking paper alone is not enough
- Any costs for taxi are not reimbursed
- Return tickets must be bought in advance before the journey

The travel must be released by the participants on the direct way within maximum 2 days. In case of long pauses or indirect routes (holiday travel), there is no reimbursement of travel costs.

TRAVELING TO ZAGREB

We would like to welcome you all on the **20th of June at 7 pm latest**, to start with the dinner and getting to know each other. Please plan your travel according this arrival time. In case of any problems or delays, please contact us.

The easiest way to get to Zagreb is by **plane**, flying to the Airport "Dr. Franjo Tuđman". For general research of the flight connections we recommend Skyscanner: <https://www.skyscanner.net>

If you don't find any reasonable connection, you may also check the arrival and departure options over the airports in Zadar, Pula, Split, and Ljubljana. Additionally, there are low costs flights to Budapest, from which it takes around five hours by bus or train to Zagreb.

For participants from Czech Republic and Serbia it is possible to check the **bus/train** options.

You can find the bus connections throughout Croatia following the link: <https://www.buscroatia.com/>

When you arrive at the Airport, you can find a **shuttle bus** from the Airport to the Central Bus Station, departures are every 30 minutes (from 6 AM till 10:30 PM). The buses are usually white, with the

writing "Croatia Airlines" on the side. The Central Bus Station is the last station of the tour, the drive takes around 35 minutes. The drive costs 30 HRK (4 Euro). In case you pay in Euro, it costs 5 Euro.

After 10.30 pm, buses depart after the scheduled flights land.

Please find here the time-tables: <https://plesoprijevoz.hr/en/zagreb-croatia/>



In case you arrive very early or very late, you can take a **taxi** (the taxi might be reimbursed in exceptional cases if there is no other transport available and it is still within your ascribed budget limit. Please, don't forget to take the receipt). A taxi drive from airport to the hostel should cost around 30 euro during the day and around 40 euro during the night.

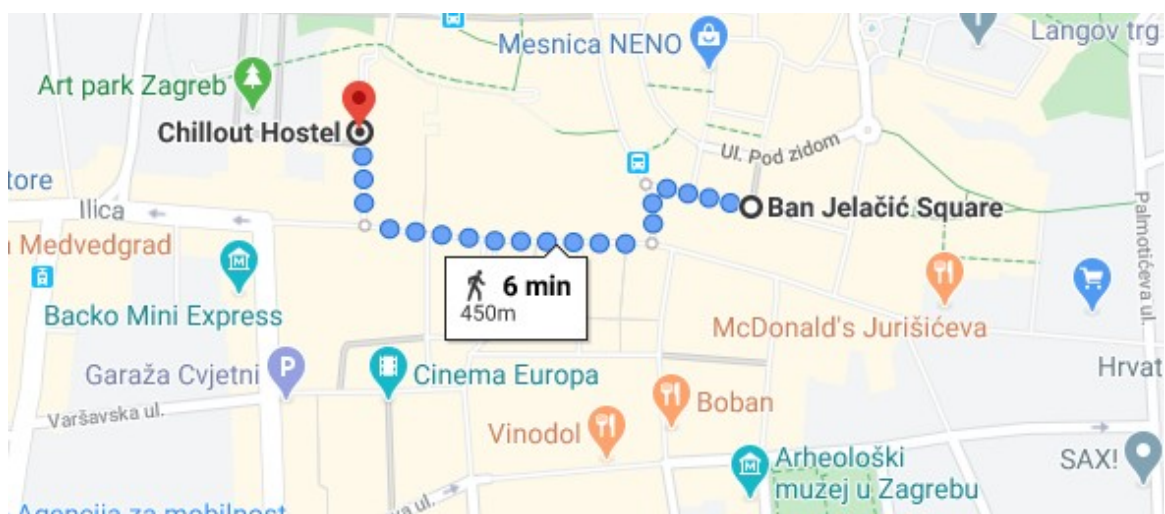
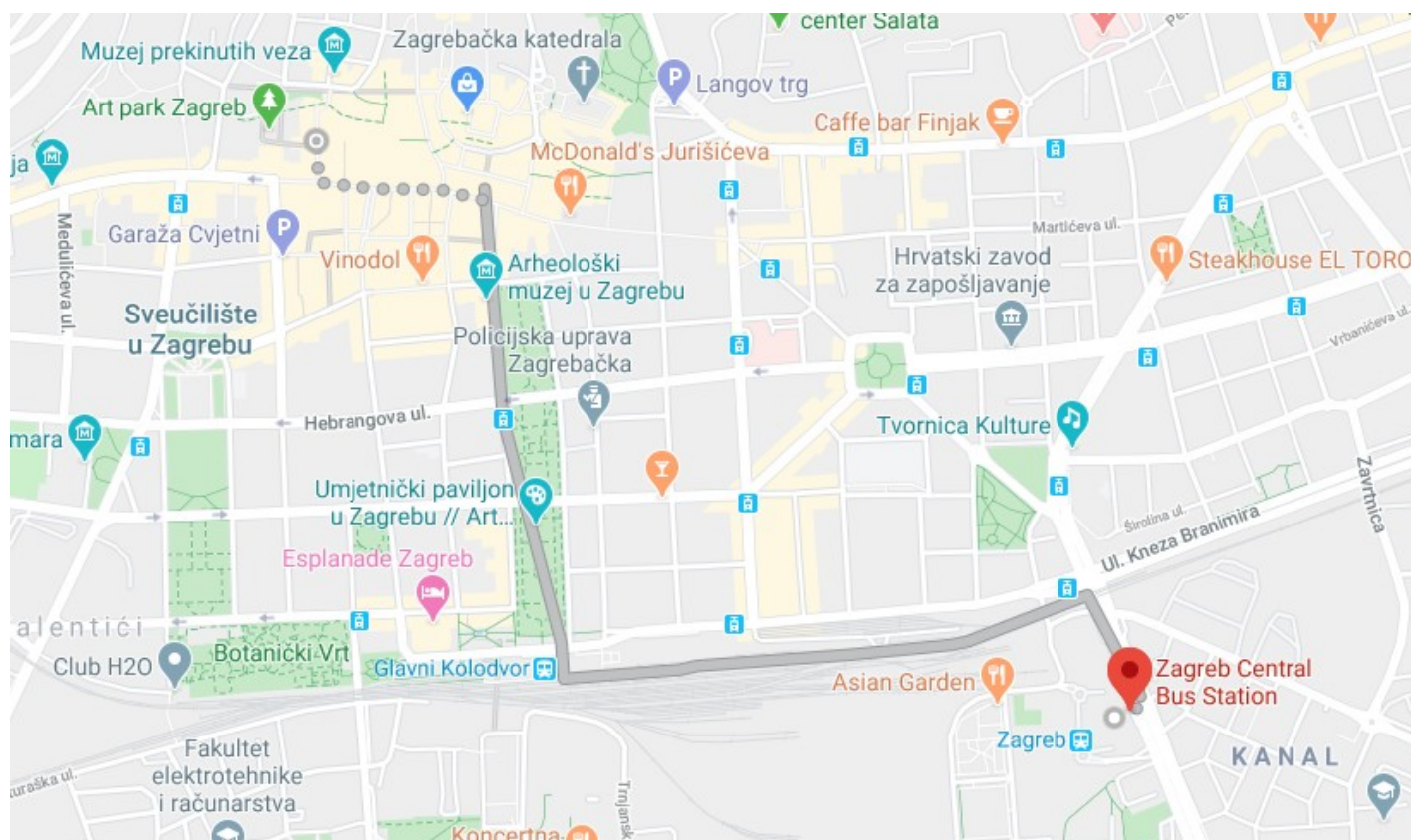
The buses and taxis are standing in front of airport building, just follow the signs.

From the bus station to the hostel

The **accommodation** in Zagreb – Chillout Hostel (Tomićeva ul. 5A) is in the center of the city. A **taxi** drive from the bus station to the hostel should cost around 6 euro (45 HRK), however the taxi drivers waiting in front of the bus station are sometimes trying to get more, especially from foreign tourists.

To get to the hostel with a **tram**, take the number 6 (Direction Črnomerec) and leave at the sixth station (Trg bana Josipa Jelačića). Continue for approximately 500 meter and turn right in Tomićeva Ulica. The hostel is on your left. If you prefer to **walk**, it will take 30 minutes from the bus station.

NOTE: You can get a tram ticket on the newspaper kiosk or from the tram driver (*Jednu kartu za četiri kune, molim!* = *One ticket for 4 kuna, please!*). The ticket costs 4 Kuna (0,60 Euro) on the kiosk and 15 Kuna (2,30 Euro) in the tram when you buy it from the driver.



If you arrive at the **train station** (Glavni kolodvor), you can have a 20 minutes walk to the city center. If you prefer to take a tram, take the number 6 (Direction Črnomerec) at the Glavni kolodvor stop and follow the instructions from before.

ACCOMMODATION

We will stay in Chillout Hostel, Tomičeva ul. 5A (<https://www.chillout-hostel-zagreb.com/>) in 4 or 5 person same-sex bedrooms. Every room has its own bathroom.

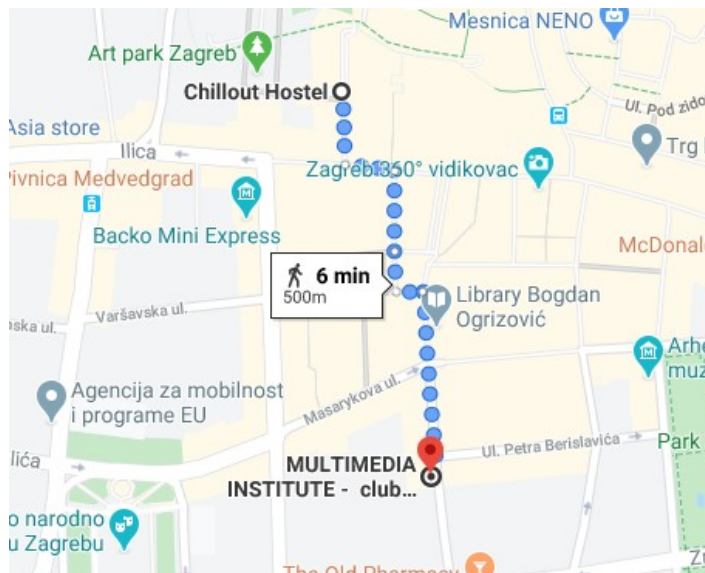

Bed linen will be provided but please bring your own toiletries (towel, shampoo, etc.)



WORKING SPACE

Our working space will be the Club MaMa, a multimedia institute located in Preradovićeve ul. 18, in the center of Zagreb (<https://www.mi2.hr/en/>).

From the hostel to the working space



20/06	21/06	22/06	23/06	24/06	25/06
	08:00 – 09:00 Breakfast	08:00 – 09:00 Breakfast	07:30 – 08:30 Breakfast	08:00 – 09:00 Breakfast	08:00 – 09:00 Breakfast
Arrival and Check-in	Opening words and introduction Getting to know each other!	First Session: Discussing the key terms Group activity and discussion	<i>Traveling to Jasenovac (09:00-11:00)</i> Third session: Introduction on the history of Jasenovac Guided Tour in the former concentration camp, museum and memorial center	Fifth Session: Commemoration of marginalized groups Visit of Dotrščina Memorial park Creative workshop – Ideal Monument 12:00 – 13:00 Lunch Break in the park	Seventh Session: The 1990s war Guided tour in “Image of War: Museum of war photography” Group activity and discussion
	13:00 – 15:00 Lunch Break	13:00 – 15:00 Lunch Break	14:00 – 15:00 Lunch Break	Creative workshop on women resistance	13:00 – 15:00 Lunch Break
	Presentation of the project and Summer School program Goals, fears and expectations YouthPass and Risk prevention	Second session: Representation of marginalized groups in public space City rally	Fourth session: Personal stories. The interns of the camp and the 1945 uprising Creative workshop on internees’ biographies <i>Traveling back to Zagreb (17:30 – 19:30)</i>	Sixth Session: Repression and propaganda during socialist times. Game and group discussion	Free Afternoon
	Daily reflection	Daily reflection		Daily reflection	Daily reflection
19:00 - 20:00 Dinner	19:00 - 20:00 Dinner	19:00 - 20:00 Dinner	19:30 - 20:30 Dinner	19:00 - 20:00 Dinner	19:00 - 20:00 Dinner
Informal exchange	Welcome party	Informal exchange	Informal exchange	Informal exchange	Intercultural night

26/06	27/06	28/06	29/06	30/06	01/07
08:00 – 09:00 Breakfast	08:00 – 09:00 Breakfast	08:00 – 09:00 Breakfast	08:00 – 09:00 Breakfast	08:00 – 09:00 Breakfast	08:00 – 09:00 Breakfast
Eighth Session: Contemporary challenges Game and group discussion	Presentations	Creative Workshops	Creative Workshops	Opening of the exhibition	Departures
13:00 – 15:00 Lunch Break	13:00 – 15:00 Lunch Break	13:00 – 15:00 Lunch Break	13:00 – 15:00 Lunch Break	13:00 – 15:00 Lunch Break	
Ninth Session: The underrepresentation of marginalized groups in media and textbooks Group activity and discussion	Presentations Free time (16:30 – 18:00)	Creative Workshops	Organization of the exhibition	Evaluation Free time (16:30 – 19:00)	
Daily reflection	Daily reflection	Daily reflection			
19:00 - 20:00 Dinner	19:00 - 20:00 Dinner	19:00 - 20:00 Dinner	19:00 - 20:00 Dinner	19:00 - 20:00 Dinner	
Informal exchange	Intercultural night	Informal exchange	Informal exchange	Farewell Party	

BEFORE THE SUMMER SCHOOL..

We would like you to prepare two workshops/sessions and one presentation for the project.

Don't worry! You are going to be together with your national team and your group leader will help.

The workshops: each national team (4 participants + one group leader) will prepare two workshops/sessions. You are going to have a working title, a description and the methodology given by the organizers, but we would like you to complete the activity and to organize it during the Summer School.

You can also propose different methods and activities if you want, just make sure they are going to be involving, non-discriminatory, and that there is going to be space for discussion and for expressing different opinions. In this case, please get in contact with the project's organizers to discuss the changes.

You can conduct the workshops together or divide into two groups and make one workshop each.

The presentation: one day during the Summer School will be dedicated to your presentations.

The presentation should be about the biographies and personal stories of chosen people from your local and national background. The presentation doesn't need to be about known historical characters, but could also be about relatives, people you know or people from your local community who are important for you because connected with the topics of resistance and fight for human rights. The presentation should last around 30/40 minutes in total (for all the 4/5 team members), you can decide if you prefer to present one person each or if you want to work together with your team.

In the month of May, you should meet with your national team and youth leader to discuss and organize the workshops and the presentation. If you can't take part in the meeting your group leader will organize a Skype call.

Last but not least, for one of the workshop/session we will need **newspaper articles** and extracts from your **textbooks**. The articles and the pages from the textbook could be about some significant person from marginalized groups, but also a misrepresentation of these groups (stereotypes and prejudices), as well as a total underrepresentation of them (their absence or invisibility in a determined historical period). Please bring at least one for each of them to be sure to make the workshop successful!

CONTACTS

Alice Straniero: + 39 370 368 5829, alice.straniero@documenta.hr

Tena Banjeglav: tena.banjeglav@documenta.hr

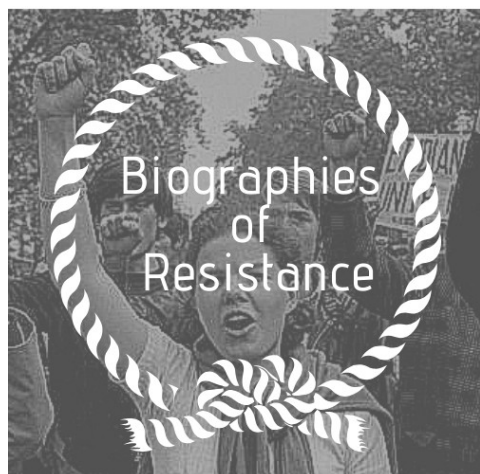
Diana Todorova: diana.todorova@documenta.hr

PROJECT PARTNERS



Co-funded by the
Erasmus+ Programme
of the European Union





Summer school "Biographies of resistance: meeting with the history of marginalized groups, between oppression and fight for human rights", Zagreb, Croatia | 20 – 06 / 01 – 07 – 2020.

Documenta – centre for dealing with the past

Cover: Photograph by Jacques Marie/AFP/Getty Images

Zagreb, February-March 2020